

Name: _____

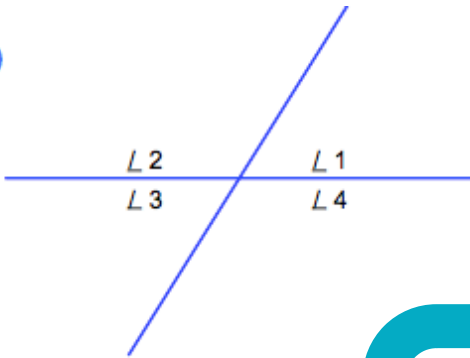
Date: _____



Vertically Opposite Angles

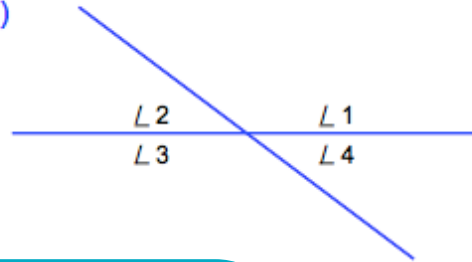
Use the information provided to find the missing vertical angles.

1)



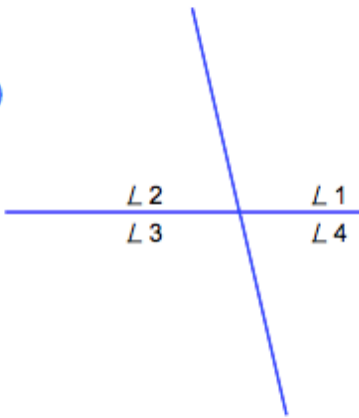
$$\begin{aligned} L1 &= \underline{\hspace{2cm}} \\ L2 &= \underline{122^\circ} \\ L3 &= \underline{58^\circ} \\ L4 &= \underline{\hspace{2cm}} \end{aligned}$$

2)



$$\begin{aligned} L1 &= \underline{\hspace{2cm}} \\ L2 &= \underline{37^\circ} \\ L3 &= \underline{143^\circ} \\ L4 &= \underline{\hspace{2cm}} \end{aligned}$$

3)





PREVIEW

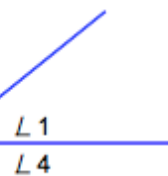
Gain unlimited access to a large collection of interactive digital and print Maths resources

If you are a member, please login to download this worksheet

If you are NOT a member, please sign up to gain complete access


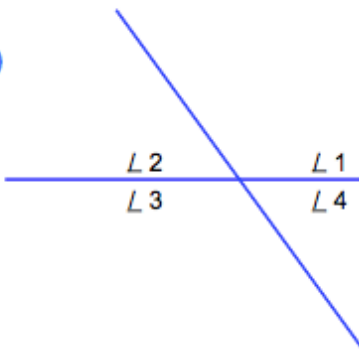


www.skoolmaths.com



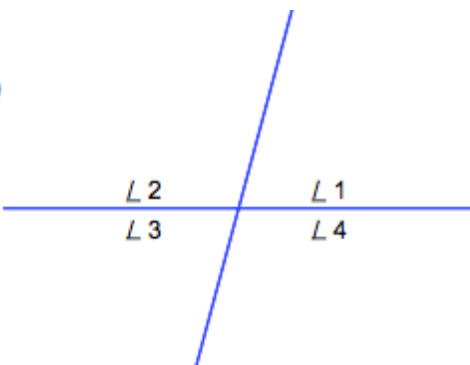
$$\begin{aligned} L1 &= \underline{39^\circ} \\ L2 &= \underline{\hspace{2cm}} \\ L3 &= \underline{\hspace{2cm}} \\ L4 &= \underline{141^\circ} \end{aligned}$$

5)



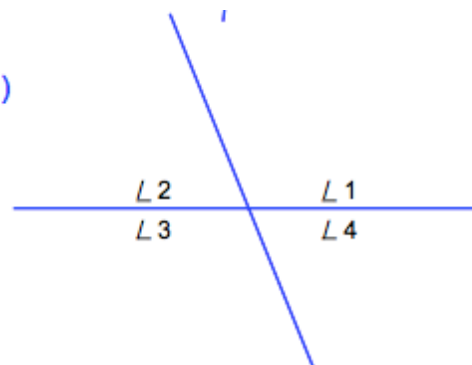
$$\begin{aligned} L1 &= \underline{\hspace{2cm}} \\ L2 &= \underline{\hspace{2cm}} \\ L3 &= \underline{83^\circ} \\ L4 &= \underline{97^\circ} \end{aligned}$$

7)



$$\begin{aligned} L1 &= \underline{75^\circ} \\ L2 &= \underline{105^\circ} \\ L3 &= \underline{\hspace{2cm}} \\ L4 &= \underline{\hspace{2cm}} \end{aligned}$$

8)



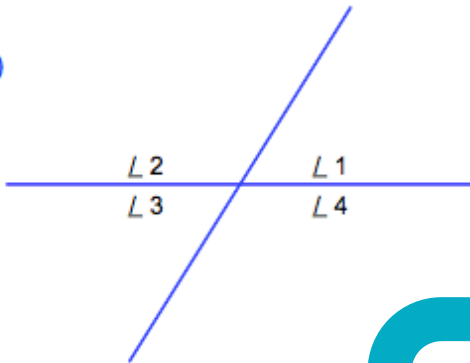
$$\begin{aligned} L1 &= \underline{112^\circ} \\ L2 &= \underline{\hspace{2cm}} \\ L3 &= \underline{\hspace{2cm}} \\ L4 &= \underline{68^\circ} \end{aligned}$$

Vertically Opposite Angles

Use the information provided to find the missing vertical angles.

Answers

1)



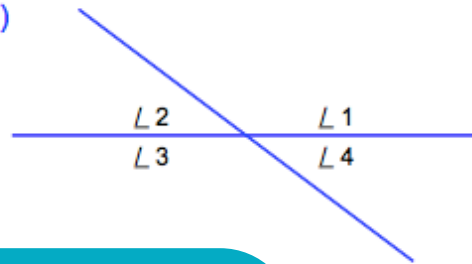
$$L 1 = \underline{58^\circ}$$

$$L 2 = \underline{122^\circ}$$

$$L 3 = \underline{58^\circ}$$

$$L 4 = \underline{122^\circ}$$

2)



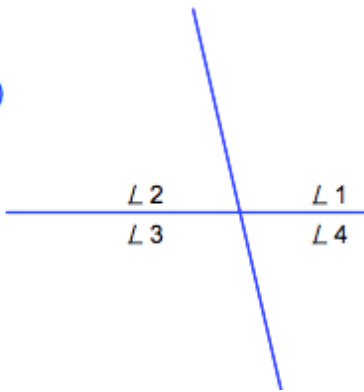
$$L 1 = \underline{143^\circ}$$

$$L 2 = \underline{37^\circ}$$

$$L 3 = \underline{143^\circ}$$

$$L 4 = \underline{37^\circ}$$

3)



PREVIEW

Gain unlimited access to a large collection of interactive digital and print Maths resources

If you are a member, please login to download this worksheet



If you are NOT a member, please sign up to gain complete access



www.skoolmaths.com

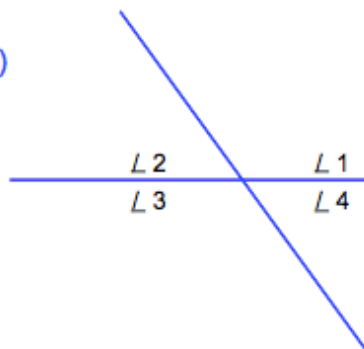
$$L 1 = \underline{39^\circ}$$

$$L 2 = \underline{141^\circ}$$

$$L 3 = \underline{39^\circ}$$

$$L 4 = \underline{141^\circ}$$

5)



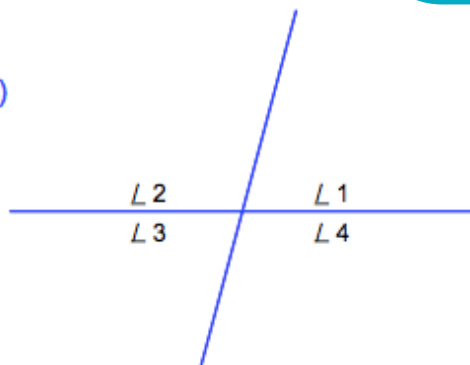
$$L 1 = \underline{83^\circ}$$

$$L 2 = \underline{97^\circ}$$

$$L 3 = \underline{83^\circ}$$

$$L 4 = \underline{97^\circ}$$

7)



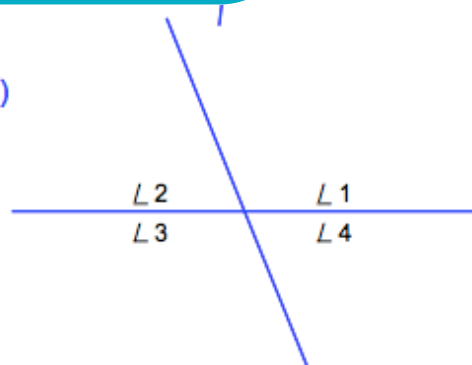
$$L 1 = \underline{75^\circ}$$

$$L 2 = \underline{105^\circ}$$

$$L 3 = \underline{75^\circ}$$

$$L 4 = \underline{105^\circ}$$

8)



$$L 1 = \underline{112^\circ}$$

$$L 2 = \underline{68^\circ}$$

$$L 3 = \underline{112^\circ}$$

$$L 4 = \underline{68^\circ}$$