

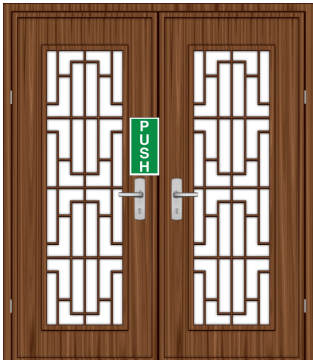
Name: \_\_\_\_\_

Date: \_\_\_\_\_




# Push or Pull?

Instructions: Look at the pictures below. Select the things you push and the things you pull.



**PUSH**

**PULL**




**PUSH**

**PULL**




**PUSH**

**PULL**



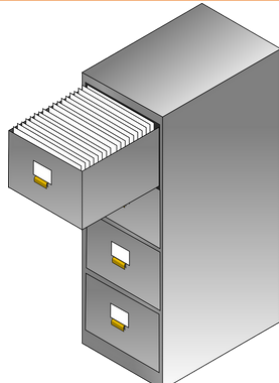
**PUSH**

**PULL**



**PUSH**

**PULL**




**PUSH**

**PULL**



**PUSH**

**PULL**



**PUSH**

**PULL**



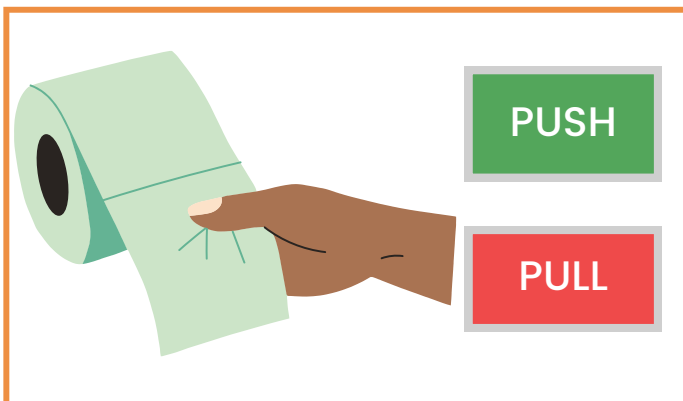
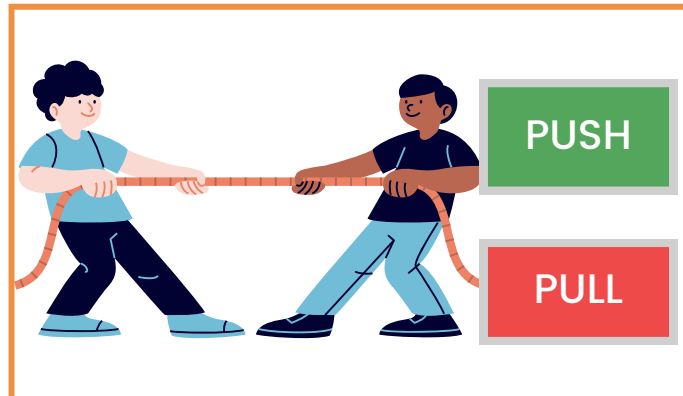
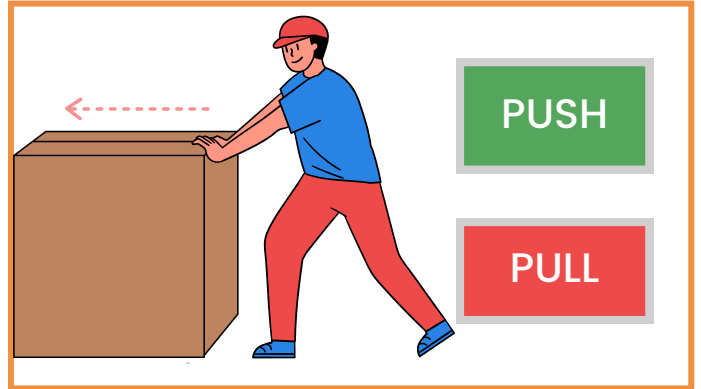
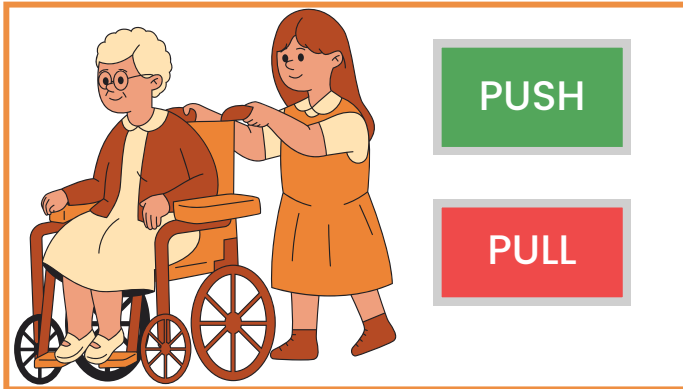
Name: \_\_\_\_\_

Date: \_\_\_\_\_



# Push or Pull?

Instructions: Look at the pictures below. Select the things you push and the things you pull.



Name: \_\_\_\_\_

Date: \_\_\_\_\_




# Push or Pull?

Instructions: Look at the pictures below. Select the things you push and the things you pull.



PUSH

PULL



PUSH

PULL



PUSH

PULL



PUSH

PULL




PUSH

PULL




PUSH

PULL



PUSH

PULL






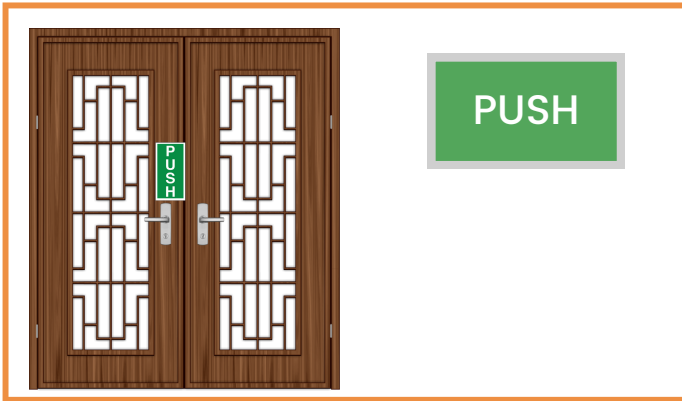
PUSH

PULL

# Answers

## Push or Pull?






Instructions: Look at the pictures below. Select the things you push and the things you pull.



# Answers

## Push or Pull?

Instructions: Look at the pictures below. Select the things you push and the things you pull.






# Answers

## Push or Pull?

Instructions: Look at the pictures below. Select the things you push and the things you pull.



Name: \_\_\_\_\_

Date: \_\_\_\_\_



# Match the Action!

Instructions: Draw a line from the action word to the picture that shows it.



Push



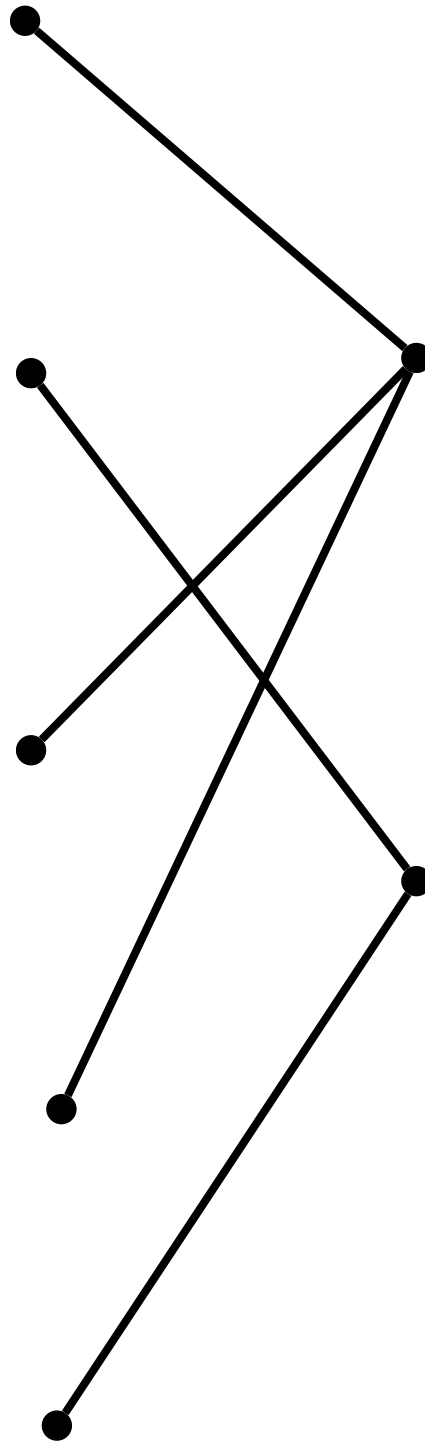

Pull



# Answers

## Match the Action!

Instructions: Draw a line from the action word to the picture that shows it.






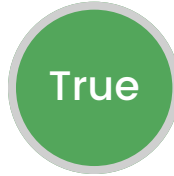
Name: \_\_\_\_\_

Date: \_\_\_\_\_





# True or False



Put a checkmark next to the sentences that are true and an "X" next to the ones that are not true.





We pull to make a boat move with oars.





We push to open most doors.





We push the ground away when we jump.



We pull to throw a ball.




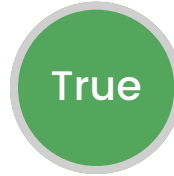
We push the cart when we go shopping.




# Answers

## True or False


Put a checkmark next to the sentences that are true and an "X" next to the ones that are not true.




We pull to make a boat move with oars.




We push to open most doors.




We push the ground away when we jump.



We pull to throw a ball.



We push the cart when we go shopping.



Name: \_\_\_\_\_

Date: \_\_\_\_\_



## Fill-in-the-Blanks with Vocabulary

Read the sentences and fill in the blanks with the right word from the box: push, pull, force, move, stop.



1. When you \_\_\_ a door open, you use a

\_\_\_.

2. To \_\_\_ a sled, you might need to \_\_\_ it.



3. You \_\_\_ a rope to ring a bell.



4. Brakes on a bike help you to \_\_\_.



5. To \_\_\_ a shopping cart, you need to

\_\_\_ it.

force


pull

push

move

stop

# Answers




## Fill-in-the-Blanks with Vocabulary

Read the sentences and fill in the blanks with the right word from the box: push, pull, force, move, stop.




1. When you **push** a door open, you use a **force**.

2. To **move** a sled, you might need to **pull** it.



3. You **pull** a rope to ring a bell.



4. Brakes on a bike help you to **stop**.



5. To **move** a shopping cart, you need to **push** it.

force

pull

push

move

stop